

2018 Graduate Survey Results



Overall, the results for the 2018 Graduate Survey were extremely positive and show evidence that NJC excels in several areas:

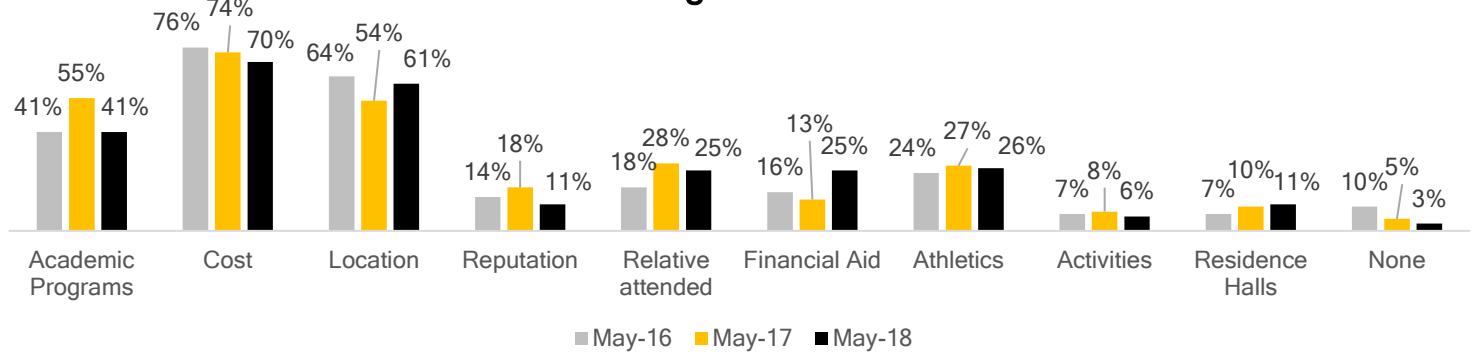
- Cost, location and academic programs were the top three reasons graduates' chose to attend NJC;
- 89% of graduates intend to transfer to a 4-year university or find permanent employment;
- Nearly 90% of graduates agreed that NJC helped them reach their education objectives;
- 72% think they are extremely well prepared or very prepared to undertake their future plans after graduation;
- 88% strongly agreed/agreed that they appreciate diversity;
- 91% strongly agreed/agreed that their self-awareness is improving;
- 91% strongly agreed/agreed that they are able to analyze ethical choices and decisions;
- and 96% rated the quality of instruction as exceeding or meeting their expectations compared with 99% in 2017 and 96% in 2016.

The 2018 Graduate Survey was made available to all graduating students through D2L and conducted from April 16, 2018 through May 12, 2018. Survey Monkey was utilized in obtaining the responses and results. This report shows a comparison between the 2016, 2017 and 2018 results. This year, there were 87 respondents which accounts for 28% of the 312 students who were awarded degrees for Spring 2018. Some percentages shown will not add up to 100 due to rounding and some questions allowed for multiple answers.

NJC is committed to using the results of this survey to further the success of all students and NJC thanks every graduate for their responses and their time in completing this survey.

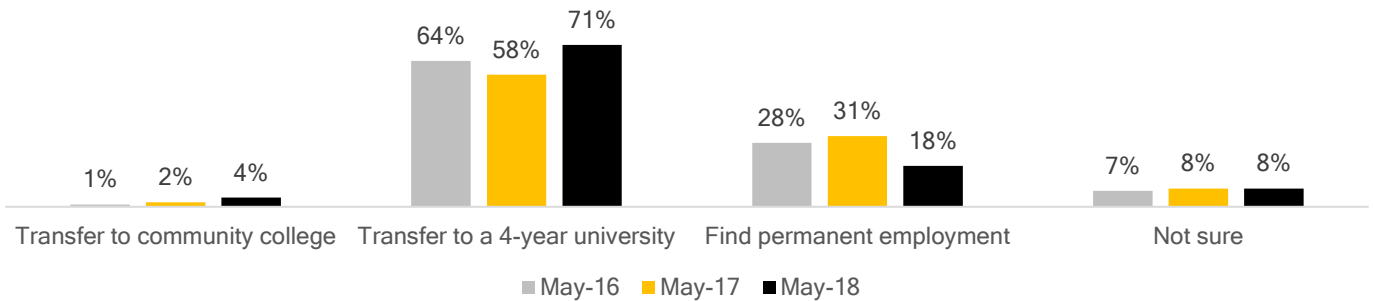
Graduates were asked their three most important reasons for choosing NJC. Cost, location and academic programs were the top three reasons 2018 graduating students chose to attend. These results are similar to those of the last two years where cost, location and academic programs were the top three reasons in 2017 and 2016.

Three reasons graduates chose NJC



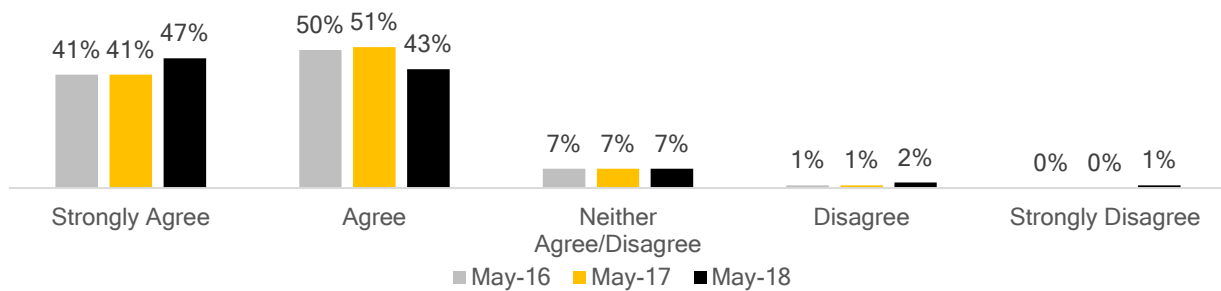
When graduates were asked what plans they have for the immediate future, 71% of students are planning to attend a 4-year university; 18% have plans to join the workforce; 8% are not sure what they will do next and 4% are transferring to another community college.

Plans for the future



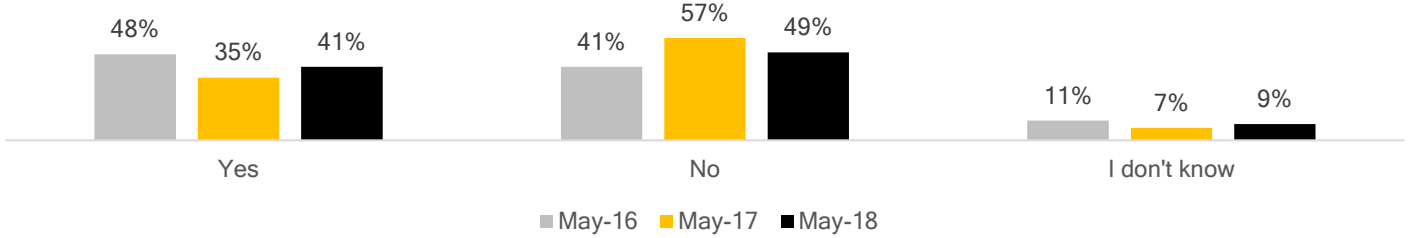
Ninety percent of all graduates strongly agreed/agreed with the statement that NJC helped them reach their education objectives. One comment: “The classes and great environments were really enjoyable!” This compares to 92% in 2017 and 91% in 2016.

NJC helped me reach my objectives



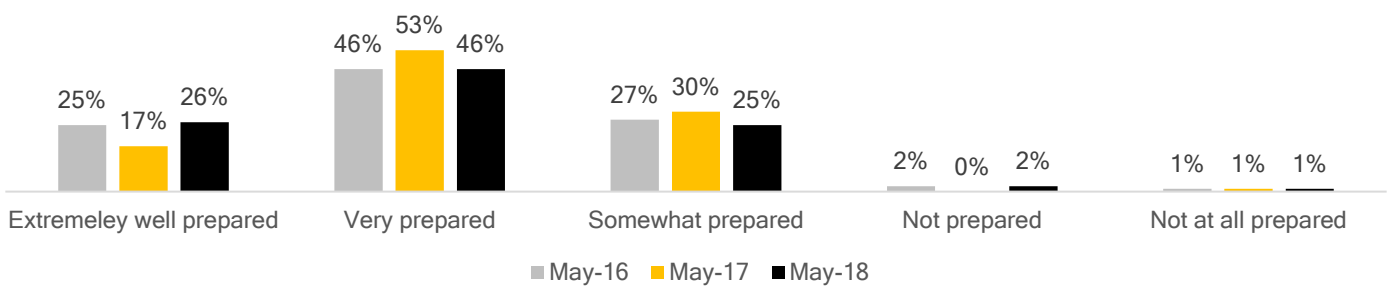
When asked if they received the Hope or Vision Scholarship, 41% of graduates answered yes. This compares to 35% in 2017 and 48% from 2016.

Receive Hope/Vision Scholarship



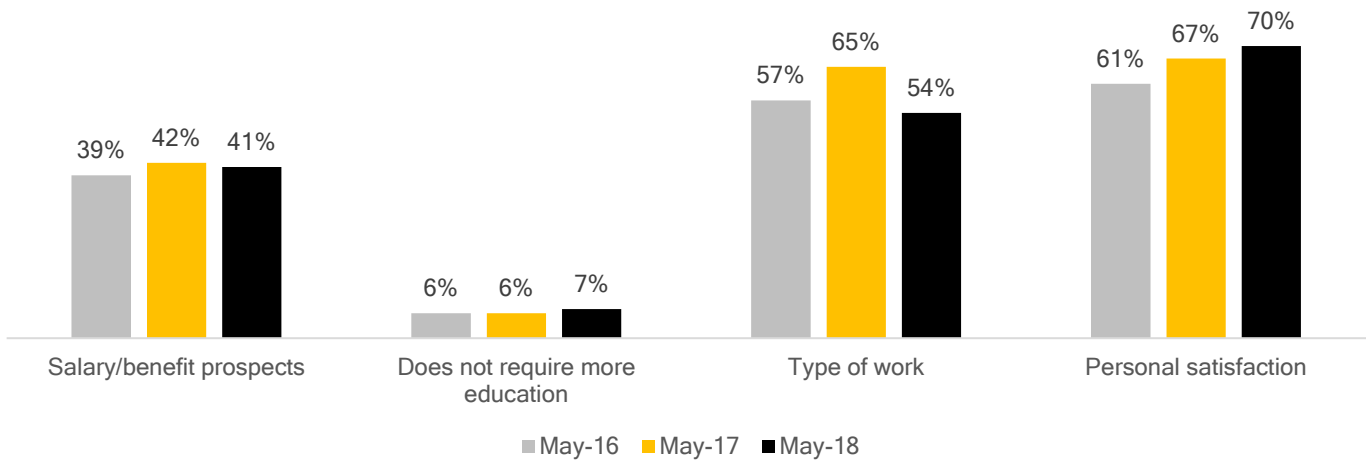
When graduates were asked if they felt prepared for their future, 72% answered that they felt extremely well prepared/very prepared. This compares to 70% in 2017 and 71% from 2016.

How prepared are you?



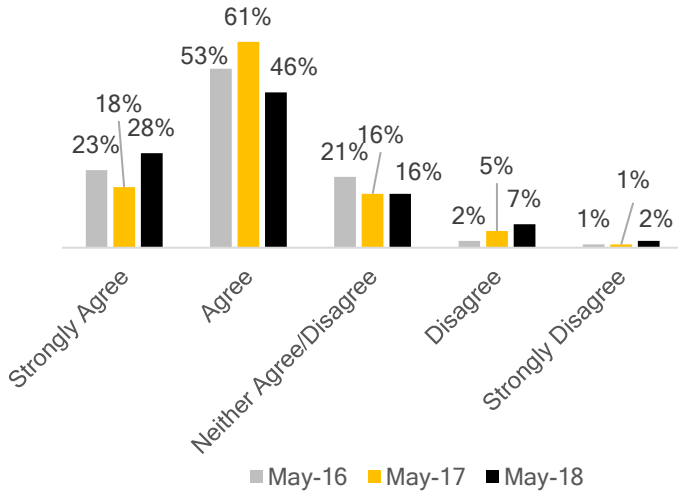
Graduates were asked the main factors that went into their career choice. Personal satisfaction topped the list while type of work was almost equally as important. One comment: "Farming is in my blood, it's the family profession."

Career Choice Factors

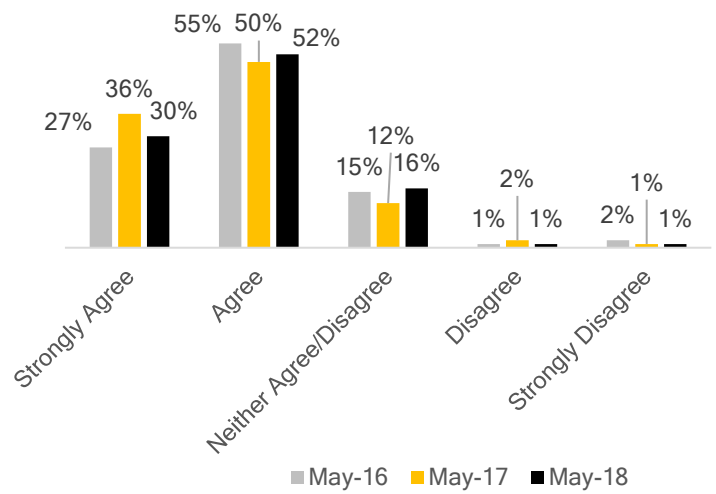


The next section of the survey contains several statements relating to academic growth. Seventy-four percent of graduates strongly agreed/agreed that they had developed effective writing skills and 82% strongly agreed/agreed that they had developed effective speaking skills.

Developed effective writing skills

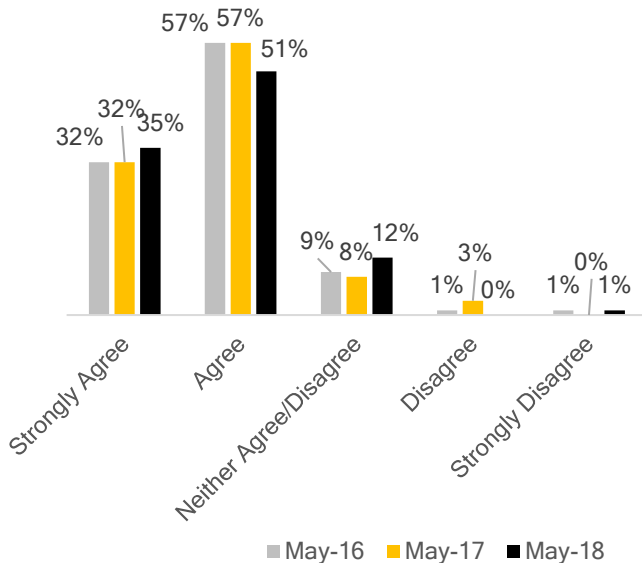


Developed effective speaking skills

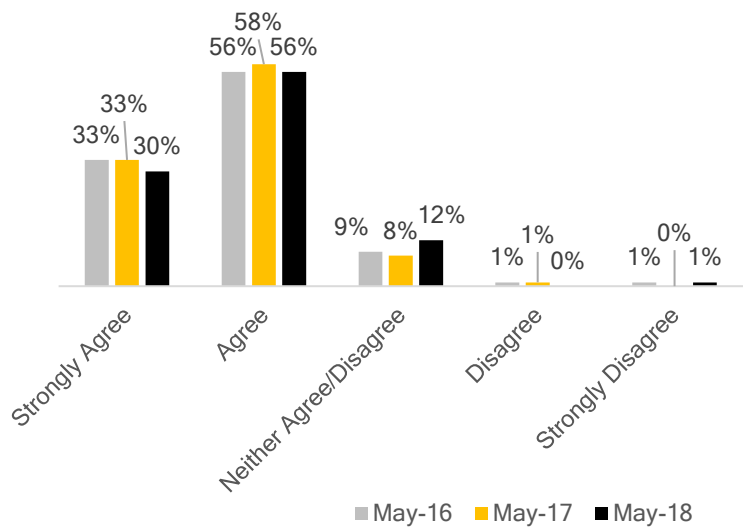


86% of graduates strongly agreed/agreed that they had developed effective critical thinking skills and effective problem solving skills.

Developed effective critical thinking skills

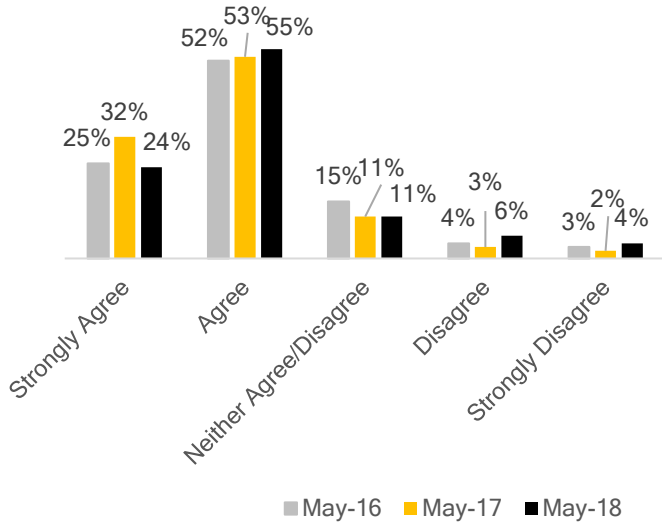


Developed effective problem solving skills

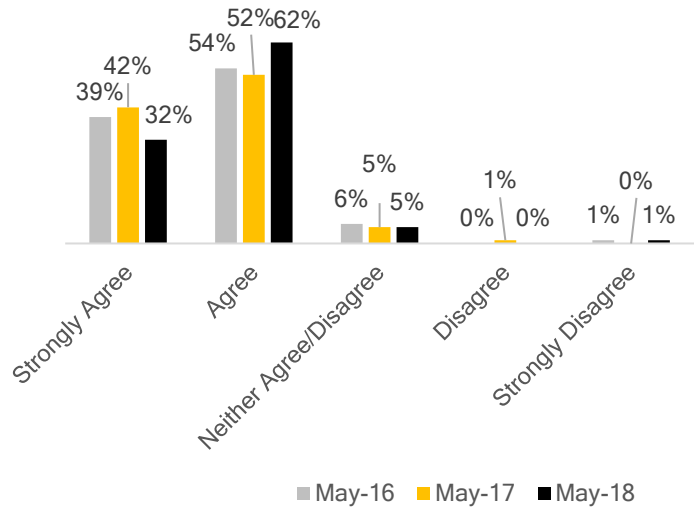


Seventy-nine percent of graduates strongly agreed/agreed that they effectively utilized technology; 94% strongly agreed/agreed that they understood written information.

Effectively utilized technology

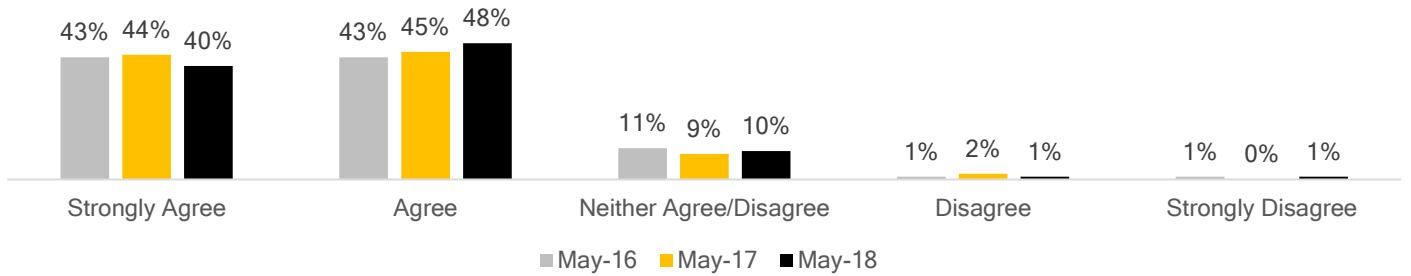


Understand written information

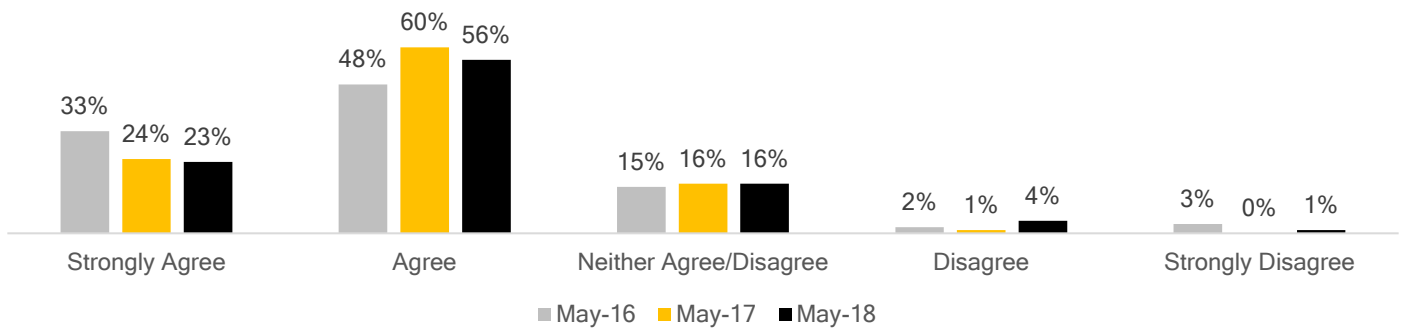


Graduates were also asked to rate their personal growth; where again, the majority of graduates strongly agreed/agreed with these four statements:

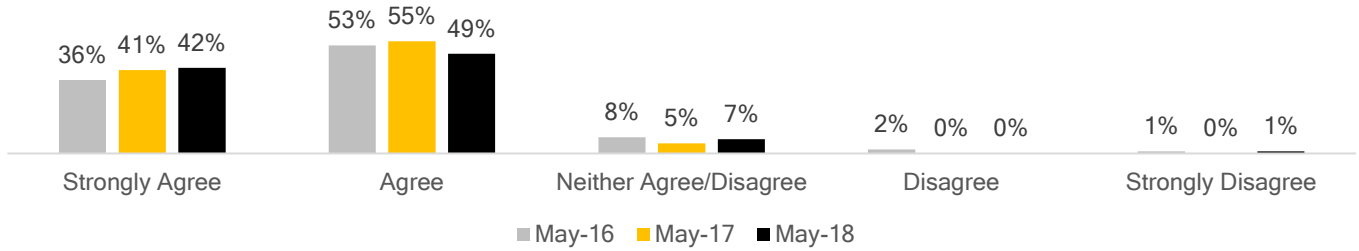
I appreciate diversity



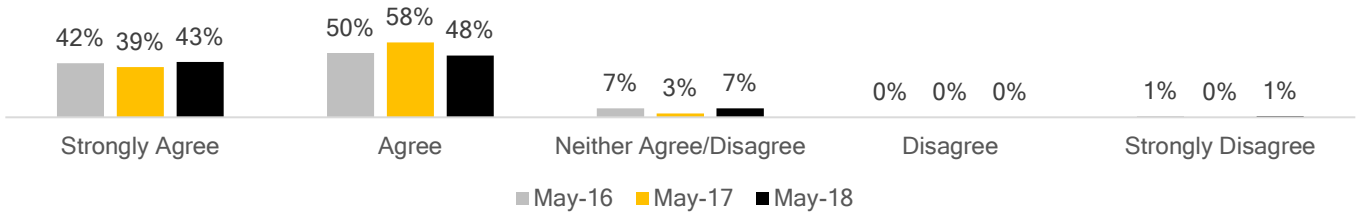
I understand global issues



My self awareness is improving

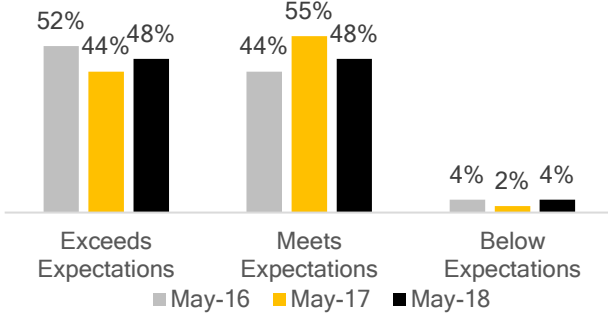


I am able to analyze ethical choices and decisions

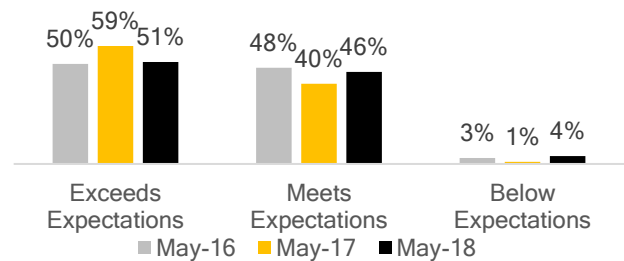


The next section of the survey asked graduates to rate their instructional experience. The rating scale exceeds, meets or is below expectations was used for these questions. In six of seven questions asked, over 90% of graduates responded with exceeds or meets expectations. However, when asked if the iPad was useful tool in furthering education, only 56% of graduates responded with exceeds or meets expectations.

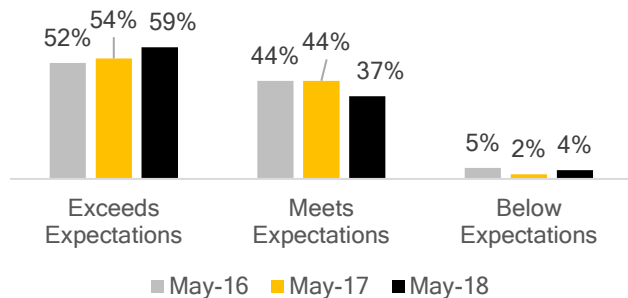
Rate the quality of instruction



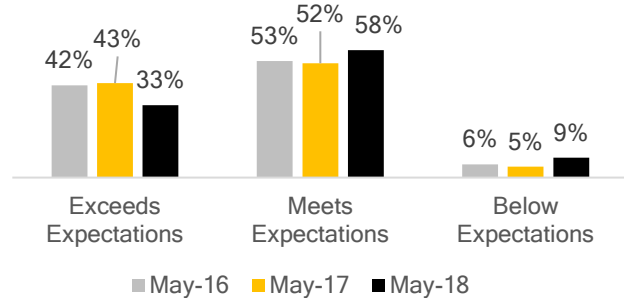
Instructor availability outside class hours



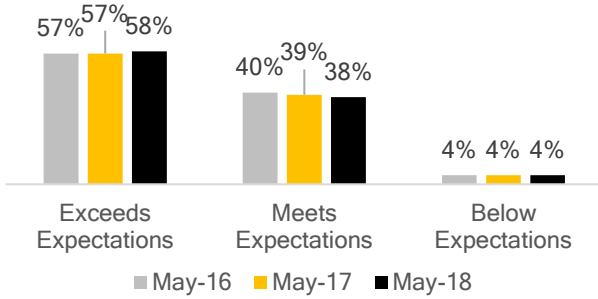
Instructor attitudes



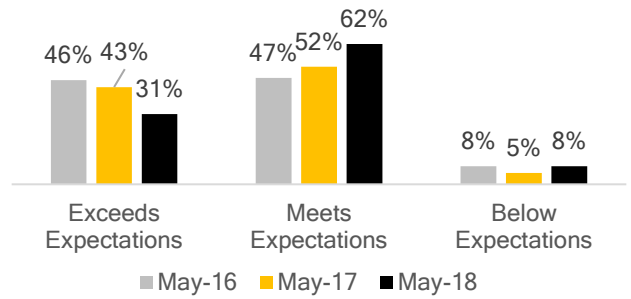
Availability of instructional technology



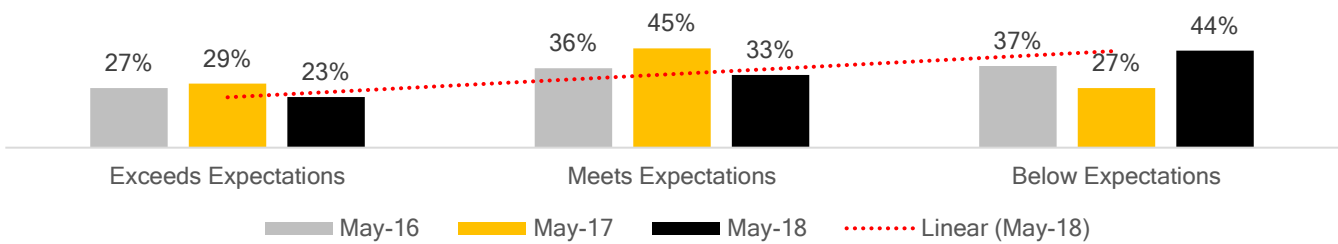
Instructors concern for me as an individual



Availability of courses at convenient times

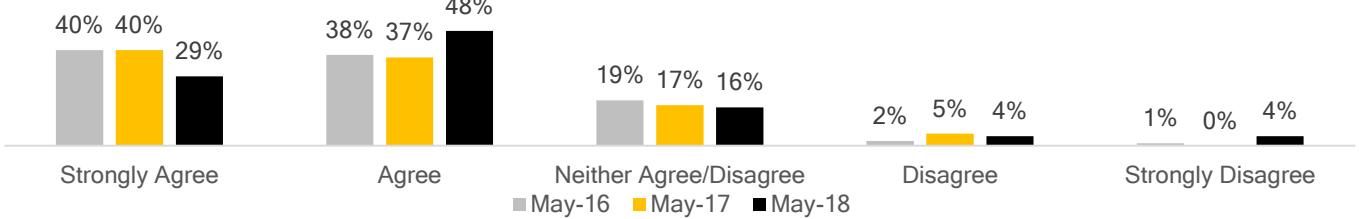


The iPad was a useful tool in furthering my education

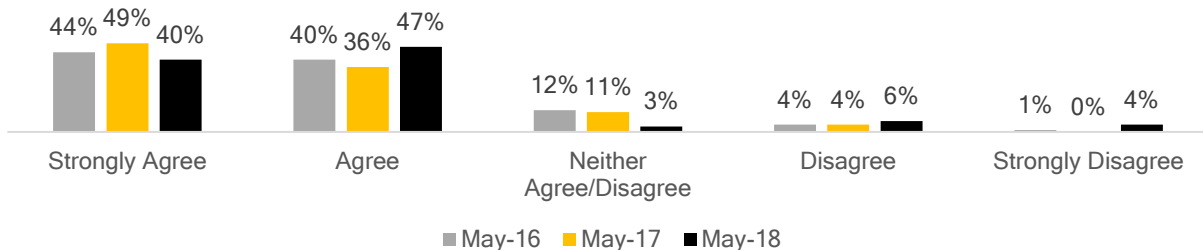


Graduates were asked about their counseling and advising experience at NJC. The rating scale used ranged from strongly agree to strongly disagree. Seventy-seven percent strongly agreed/agreed that counseling exceeded or met expectations, while 87% strongly agreed/agreed that advising exceeded or met expectations. Graduates rated career planning and tutoring/study skills support at 69% and 80%.

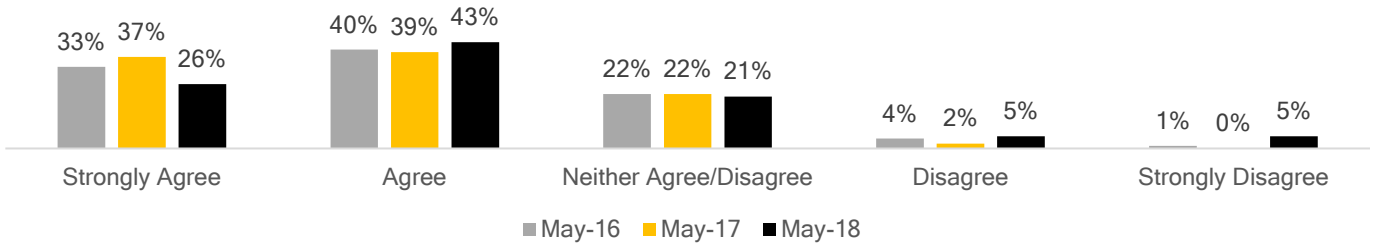
Counseling was personalized



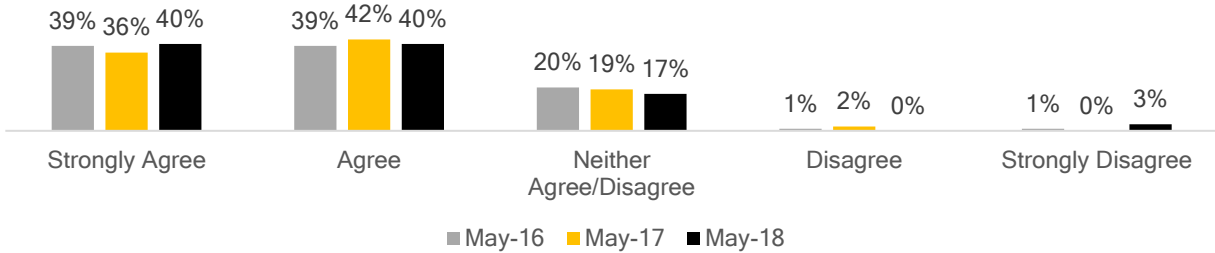
Academic advising was adequate



Career planning was personalized

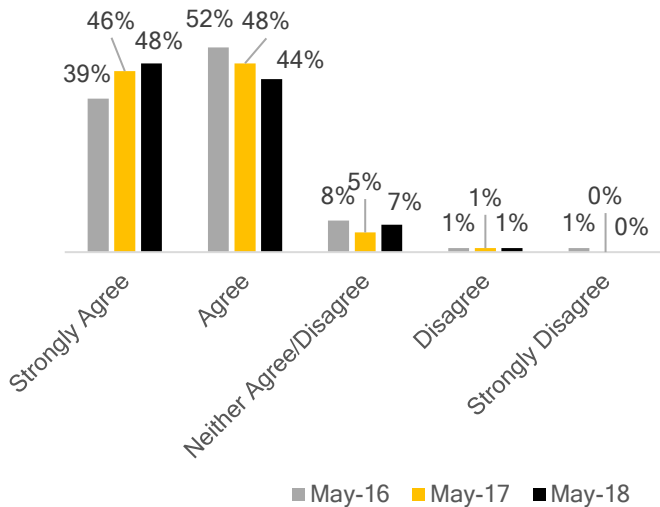


Tutoring & study skills support was adequate

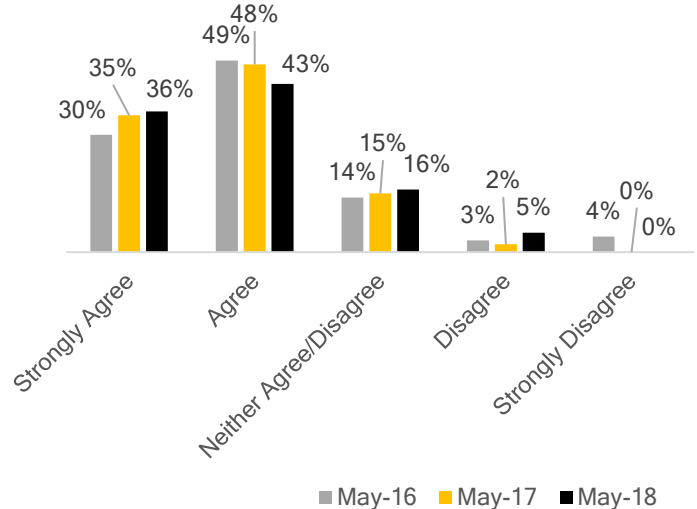


Graduates rated a variety of services provided by NJC. Ninety-two percent of graduates strongly agreed/agreed that course registration procedures were accessible while 79% strongly agreed/agreed that financial aid rules were explained adequately.

Course registration procedures were easily accessible

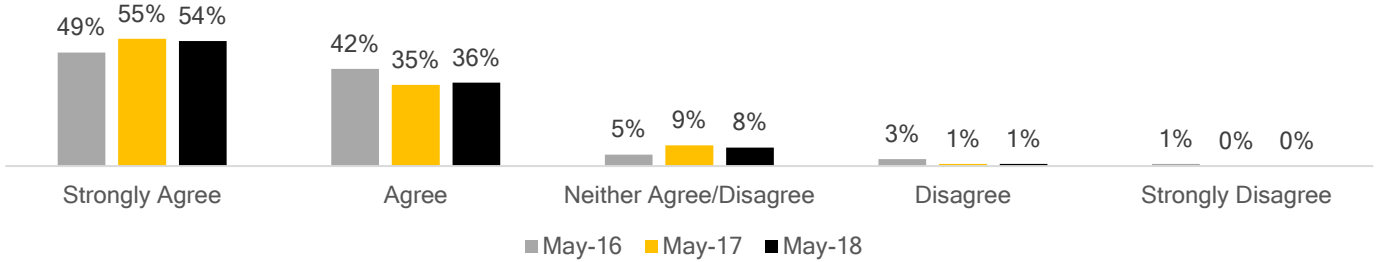


Financial aid rules were adequately explained

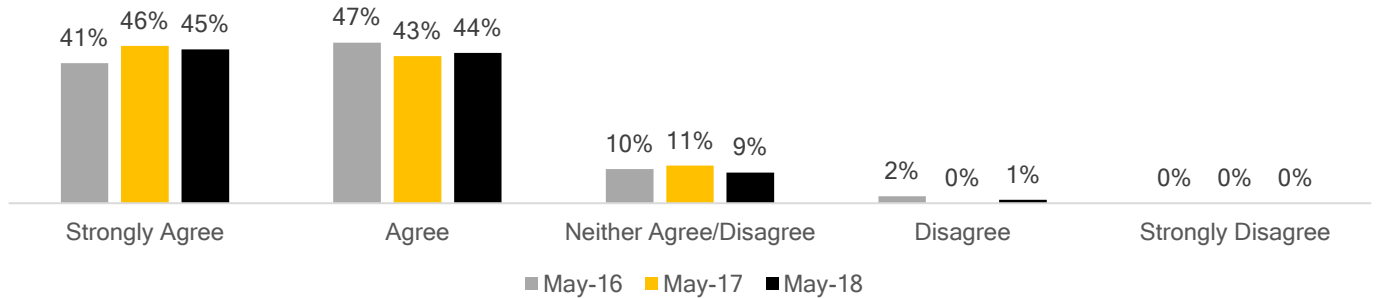


Ninety percent of graduates strongly agreed/agreed that the NJC library was easily accessible and 89% strongly agreed/agreed that library materials were adequate.

Library was easily accessible

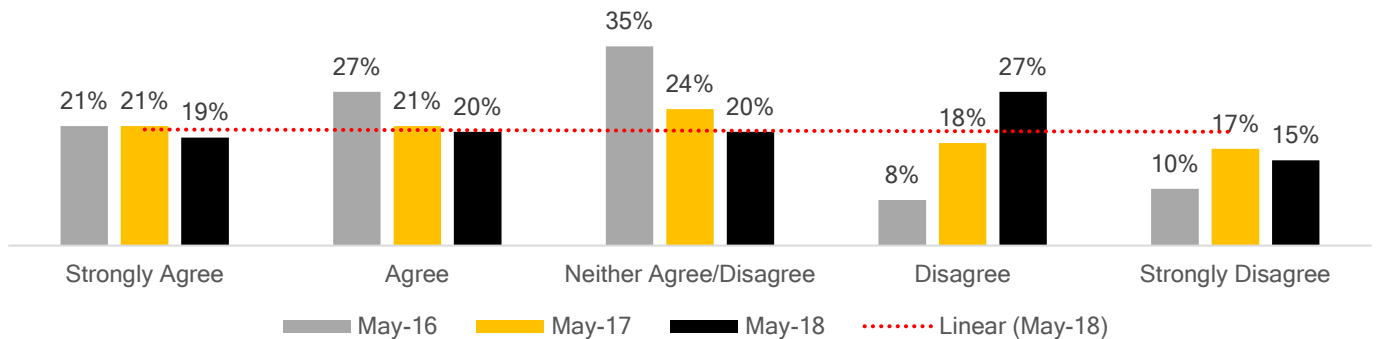


Library materials were adequate



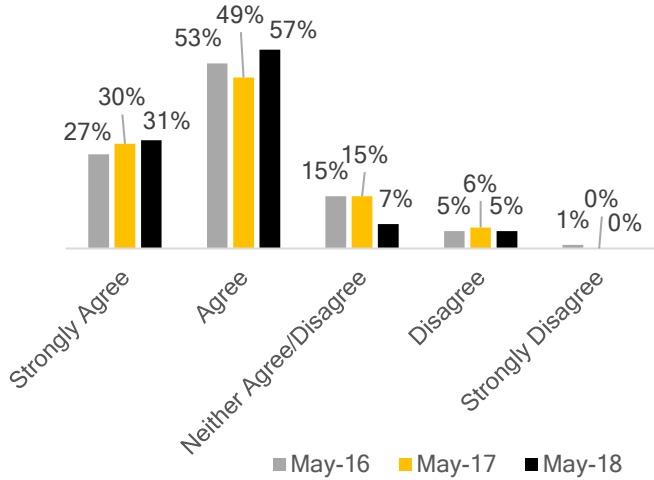
Out of the 10 services that graduates were asked to rate, cafeteria and food services received the lowest percentage (39%) of strongly agreed/agreed answers. Forty-two percent of graduates answered with strongly disagreed/agreed. This compares to 42% (strongly agree/agree) in 2017 and 48% for 2016.

Cafeteria and food service met my expectations

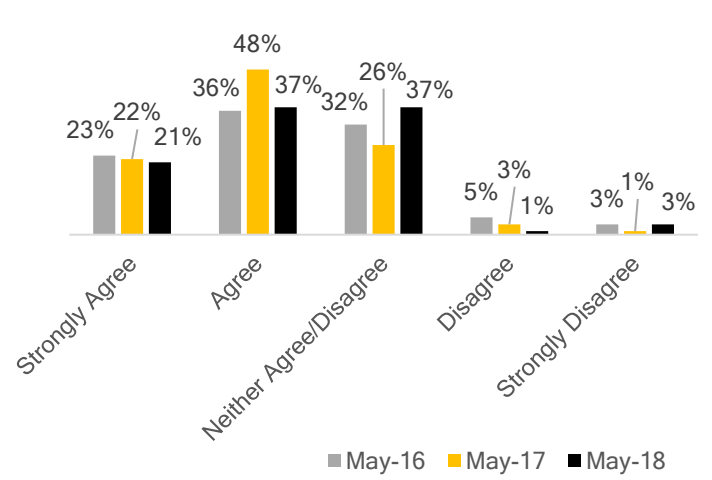


Eighty-eight percent of graduates strongly agreed/agreed that the condition of the buildings were adequate, while only 58% strongly agreed/agreed that the residence halls met their expectations.

Condition of buildings was adequate

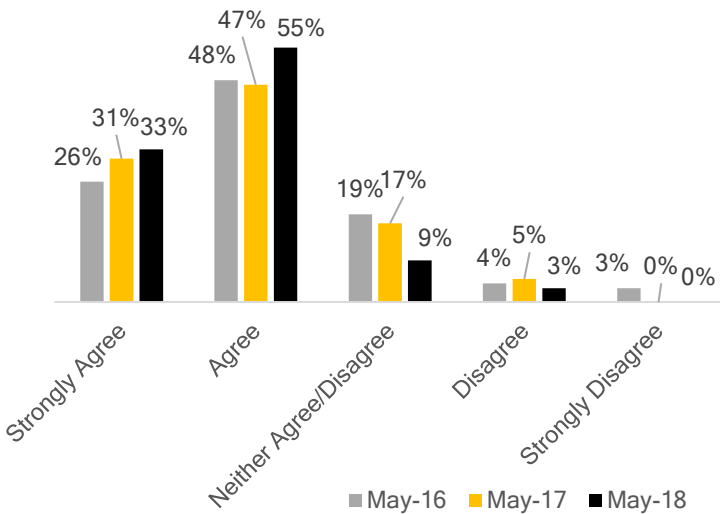


Residence halls met expectations

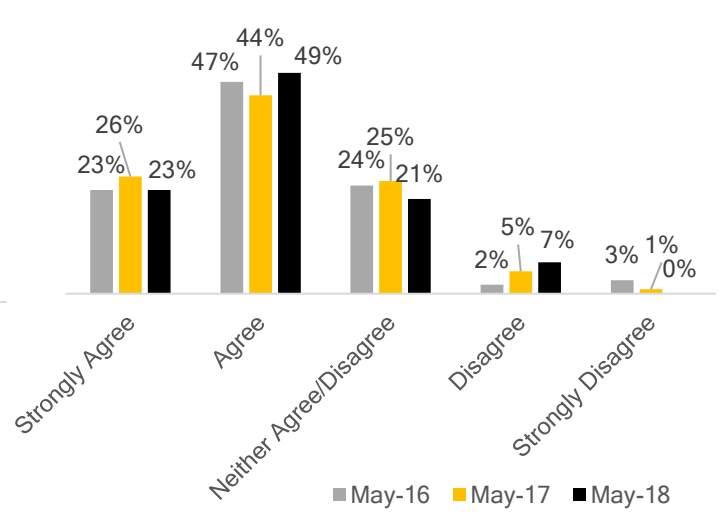


When graduates were asked if there were many opportunities for involvement in campus activities, 88% strongly agreed/agreed; when asked if the campus activities met their expectations, 72% strongly agreed/agreed.

There were many opportunities for involvement in campus activities

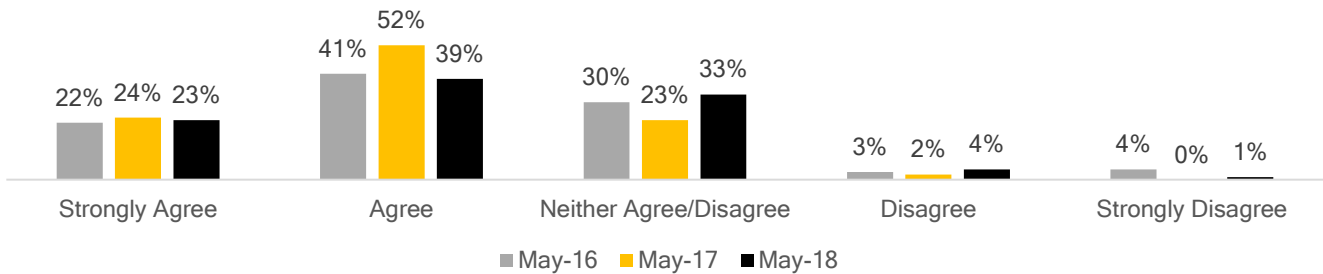


Campus activities met my expectations



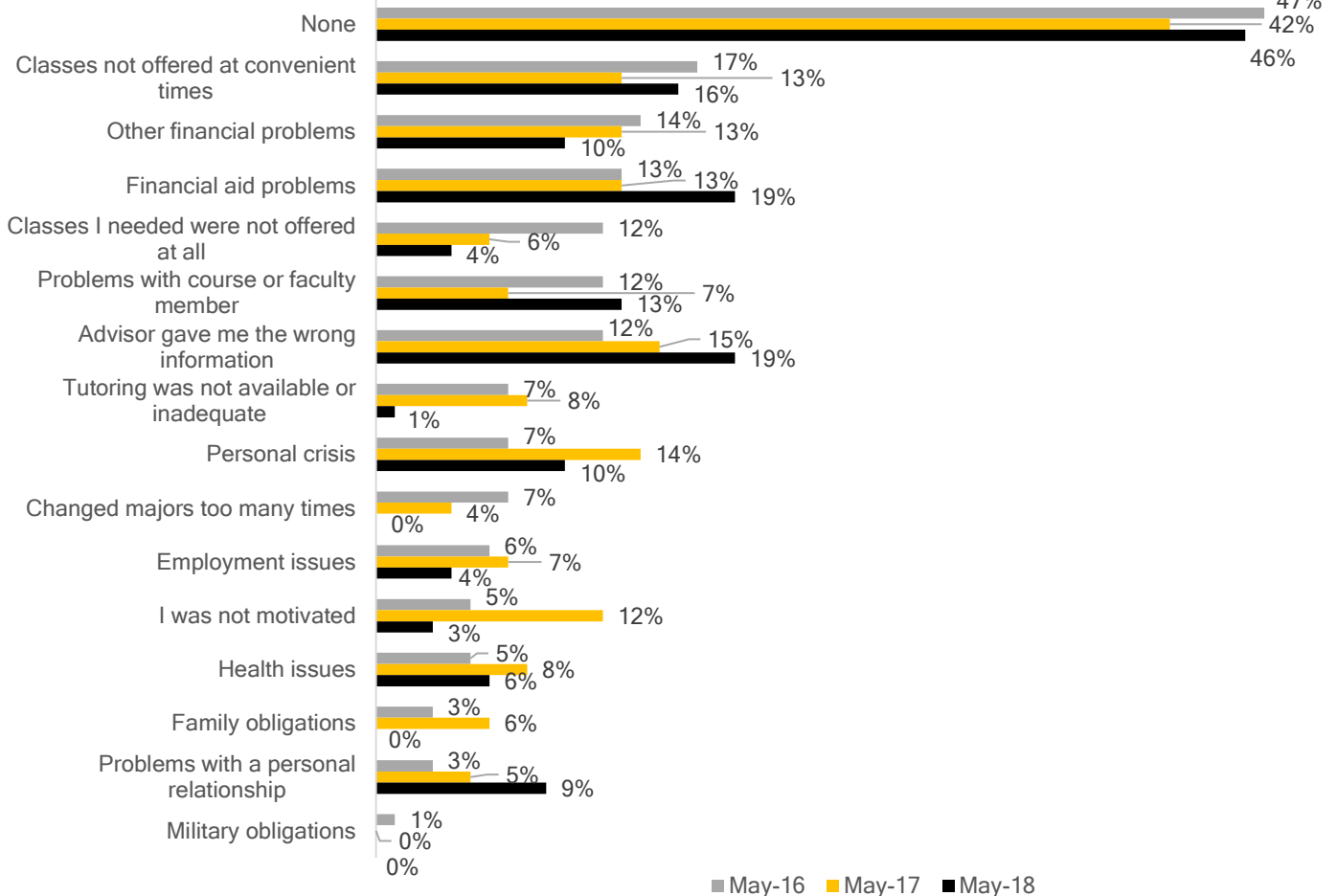
Sixty-two percent of graduates strongly agreed/agreed that the health and wellness programs met their expectations; this compares to 76% in 2017 and 63% in 2016.

Health & wellness programs met my expectations



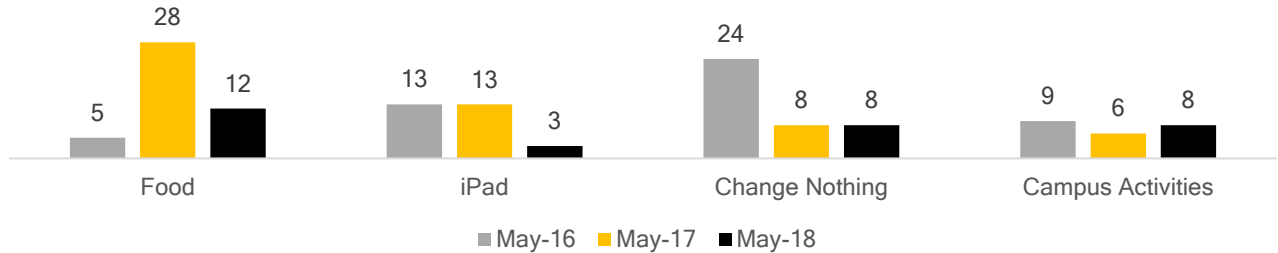
The final section of the survey asked graduates what factors posed any obstacles to them obtaining their degree quickly and satisfactorily. Forty-six percent responded that they encountered no obstacles; 19% cited advisors giving wrong information; 19% answered that financial aid problems were an obstacle; 16% cited classes not offered at convenient times and 13% responded that there were problems with a course or faculty member. (Graduates could select more than one reason for this question so the percentages will not add up to 100%)

Obstacles encountered in obtaining certificate/degree



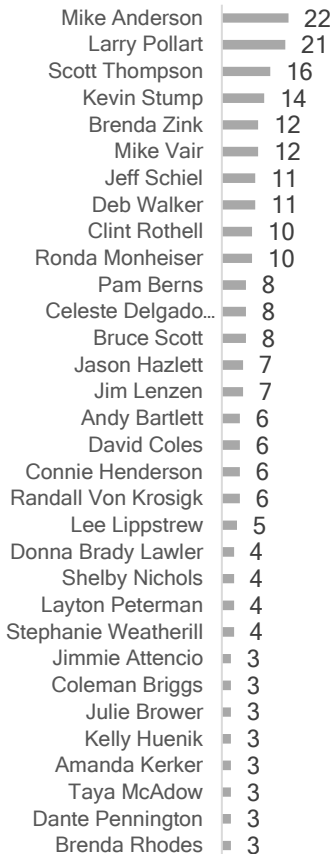
The remaining questions on the survey allow the graduates to make comments about their experiences at NJC. The first of these questions asked what one thing they would change about NJC. Graduates' responses centered around four main groups: Cafeteria and café food; the iPad, campus activities, and changing nothing. The chart below shows the actual number of times each of these groups were mentioned in individual comments from graduates. Miscellaneous comments included changing NJC into a 4-year college, adding a football team, and adding more scholarships for students.

If you could change one thing?

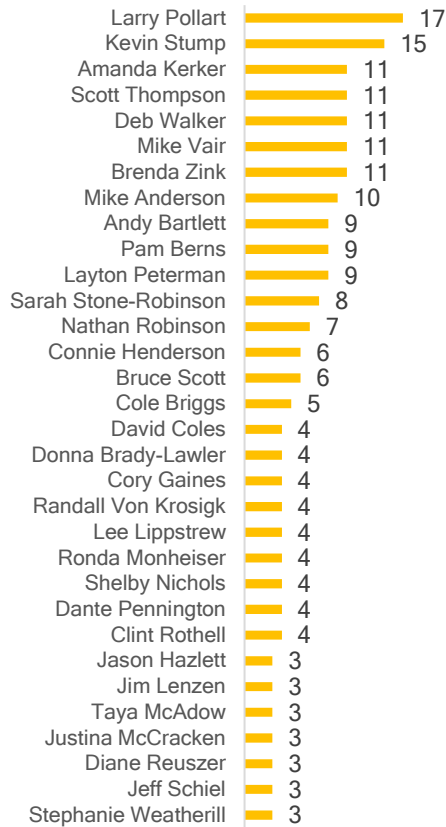


Graduates were asked who their best two or three instructors were while attending NJC. The following charts show the results for 2018 compared to 2017 and 2016. Only those instructors who received three or more votes are shown in these charts.

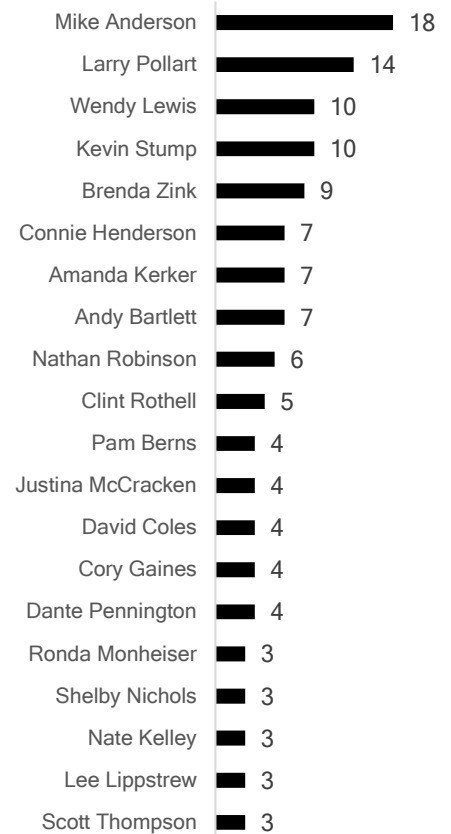
2016



2017



2018



The final question of the survey, graduates were asked to share their favorite experience while attending NJC. Many students listed meeting new people as their favorite experience; many others listed specific experiences such as being part of an athletic team or living in the dorms and the fun they had; many listed experiences with their chosen program such as agriculture, cosmetology, or the criminal justice program. A few students even listed learning and coming to class everyday as their favorite experience.

Below are just a few of the graduates' comments:

"I love the library and library staff. Great environment!"

"I enjoyed it all. Thank-you for being such a reasonably priced college with a great agriculture program. I am grateful for this experience and know I will use what I learned the rest of my life."

"hanging out with the wrestling team"

"meeting my best friend at NJC and living with her the first year"

"classes that will help me in the future"

"livestock judging"

"the people met and memories made outside the classroom"

One final comment:

'My favorite experience while attending NJC was the culture. NJC makes you feel at home. The campus has a homey feeling, all students are comfortable, and love attending NJC.'